


# Program Book

Community Service Project



AP STATE COUNCIL OF HIGHER  
EDUCATION

(A STATUTORY BODY OF GOVERNMENT OF ANDHRA PRADESH)

# STUDY ON HOME GARDEN IN CHODUPALLI

*By*

**VANTHALA RAMESH**

Regd. No. 720130805263



Estd : 1860

**PROJECT WORK SUBMITTED TO MRS. A.V.N. COLLEGE  
AFFILIATED TO ANDHRA UNIVERSITY, VISAKHAPATNAM  
FOR THE PARTIAL FULFILMENT OF DEGREE OF**

**BACHELOR OF SCIENCE**

2020-2023


**MRS. A.V.N. COLLEGE**  
VISAHAPATNAM - 530001  
ANDHRA PRADESH




Estd : 1860

**CERTIFICATE**

This is to certify that project entitled as "STUDY ON HOME GARDEN IN CHODUPALLI" is a bonafide work done by VANTHALA RAMESH (Regd. No. 720130805263) III B.Sc. – C.B.Z. student under guidance. I certify that the project work done by him/her is original and has not been submitted to any other information.

  
(M. Simhadri Naidu)  
Principal  
PRINCIPAL  
MRS. A.V.N. COLLEGE  
VISAHAPATNAM

  
(L. Naveen)  
Mentor

①

# Program Book for Community Service Project

Name of the Student: VANTHALA RAMESH

Name of the College: MRS A. UNI College

Registration Number: 720130805263

Period of CSP: From: 01/10/22 To: 15/11/22

Name & Address of the Community/Habitation: Home garden Pombi in  
Chowdypalli (Village)

### Instructions to Students for Community Service Project

Please read the detailed Guidelines on Community Service Project hosted on the website of AP State Council of Higher Education <https://apsche.ap.gov.in>

**Link:**

<https://apsche.ap.gov.in/Pdf/Guidelines%20for%20the%20OJT%20Internship%20Community%20Service%20Project.pdf>

1. It is mandatory for all the students to complete 2 months (180 hours) of Community Service Project as a part of the 10 month mandatory internship/on the job training.
2. Consider yourself as a committed volunteer in the community, you work with.
3. Every student should identify the village/community/habitation for Community Service Project (CSP) in consultation with the College Principal/the authorized person nominated by the Principal.
4. Report to the community/habitation as per the schedule given by the College. You must make your own arrangements of transportation to reach the community/habitation.
5. You will be assigned with a Faculty Guide from your College. He/She will be creating a WhatsApp group with your fellow volunteers. Post your daily activity done and/or any difficulty you encounter during the programme.
6. You should maintain punctuality in attending the CSP. Daily attendance is compulsory.
7. You are expected to learn about the community/habitation and their problems.
8. Know the leaders and the officials of the community/habitation.
9. While in project, always wear your College Identity Card.
10. If your College has a prescribed dress as uniform, wear the uniform daily.
11. Identify at least five learning objectives in consultation with your Faculty Guide. These learning objectives can address:
  - Information about the community, including the realities and problems of the society.
  - Need for creating awareness on socially relevant aspects/programs.
  - Acquiring specific Life Skills.
  - Learning areas of application of knowledge and technologies related to your discipline.
  - Identifying developmental needs of the community/habitation.

- (3)
12. Practice professional communication skills with team members, and with the leaders and officials of the community. This includes expressing thoughts and ideas effectively through oral, written, and non-verbal communication, and utilizing listening skills.
  13. **Be regular in filling up your Program Book. It shall be filled up in your own handwriting. Add additional sheets wherever necessary.**
  14. At the end of Community Service Project, you shall be evaluated by the person in-charge of the community/habitation to whom you report to.
  15. There shall also be evaluation at the end of the community service by the Faculty Guide and the Principal.
  16. Do not indulge in any political activities.
  17. Ensure that you do not cause any disturbance to the inhabitants or households during your interaction or collection of data.
  18. Be cordial but not too intimate with the persons you come across during your service activities.
  19. You should understand that during this activity, you are the ambassador of your College, and your behavior during the community service programme is of utmost importance.
  20. If you are involved in any discipline related issues, you will be withdrawn from the programme immediately and disciplinary action shall be initiated.
  21. Do not forget to keep up your family pride and prestige of your College.
  22. Remember that you are rendering valuable service to the society and your role in the community development will become part of the history of the community.

## Community Service Project Report

Submitted in accordance with the requirement for the degree of B.Sc. (CBZ)

Name of the College: HRS A.V.M. College

Department: BOTANY

Name of the Faculty Guide: L. NAVEEN

Duration of the CSP: From 11/12/2020 to 11/11/22

Name of the Student: VANATHALA RAMESH

Programme of Study: HERBAL PLANTS USED BY PEOPLE AT chowdipalli

Year of Study: 2020 - 2023

Register Number: 720130805263

Date of Submission:

(5)

**Student's Declaration**

I, V. RAMESH, a student of ..... Program, Reg. No. 720130106263 of the Department of Botany, MYS. A.V.N. College do hereby declare that I have completed the mandatory community service from 01/10/20 to 15/10/20 in ..... (Name of the Community/Habitation) under the Faculty Guideship of L. NAVEEN, (Name of the Faculty Guide), Department of Botany in MYS. A.V.N. College

V. Ramesh  
(Signature and Date)

**Endorsements**

[Signature]  
Faculty Guide

[Signature]  
Head of the Department

[Signature]  
Principal  
PRINCIPAL  
MRS. A.V.N. COLLEGE  
VISAKHAPATNAM



**Certificate from Official of the Community**

This is to certify that V. RAMESH (Name of the Community Service Volunteer) Reg. No. 72-013080 of HYS A.V.N. Name of the College) underwent community service in Bhowdipalli (Name of the Community) from 11/10/22 to 15/11/22

The overall performance of the Community Service Volunteer during his/her community service is found to be Good (Satisfactory/Good).

Authorized Signatory with Date and Seal

### ACKNOWLEDGEMENTS

I would like to express my special thanks to our Respected principle in Simbadhri Naidu Sir Dear Sir our class teacher for their support and Encouragement for completing this project

I would like to express my kind gratitude to our Mentor Mr L. NAVEEN SIR for for his fine and efforts he provided throughout the year for completing C.S.P projects your Usefull advice and suggestions were really helpfull to me during the project completion

I would like to express my thoughts to my college in developing the project and people who are willingly helped me duty with their abilities.

## CHAPTER 1: EXECUTIVE SUMMARY

The community service report shall have only a one-page executive summary. It shall include a brief description of the Community and summary of all the activities done by the student in CSP and five or more learning objectives and outcomes.

Herbal plants are the plants are having medicinal values. The present study is a survey initiated an aim to identify and document the indigenous knowledge of the plants used to treat several diseases by the people living at Simbachalam and Sunday areas Simbachalam and Adavararam are the Neighbourhoods situated at  $17^{\circ}11'56.49''N$ ,  $83^{\circ}24'53.5''E$  western part of Visakhapatnam city Andhra Pradesh India the areas which falls under the local administrative limits of Greater Visakhapatnam.

Municipal corporation it about 15km from the Dwaraknagar which is city centre almost all the people of those areas are well aware of Herbal plants which has obtained from their parents and grand parents.

The study is survey based we and my batchmates meet 60 members residing at Simbachalam and Adavararam surveyed the people in that area using questionnaire including list of questions regarding Herbal plants and tabulated the information into 4 table including the information regarding Botanical Name Local Name of the plant family of the plant and format of the usage

## CHAPTER 2: OVERVIEW OF THE COMMUNITY

- About the Community/Village/Habitation including historical profile of the community/habitation, community diversity, traditions, ethics and values.
- Brief note on Socio-Economic conditions of the Community/Habitation.

Medicinal plants garden will be one of the New attractions for visitors in choudpalli in a couple of months time. A Joint Initiative by the choudpalli Integrated Tribal Development agency and researchers from Andhra university botany department the five acre Medical herbs garden contains around 140 species of herbs most of which are indigenous to the Eastern coast though some of the species have been brought from conservation and multiplication of highly valuable medicinal plants the garden will be useful to students reserves local Tribes and tourist reserves knowledge about recent Medical practical and medicinal plant cultivation and will also generate some extra income for the local body and produce plant herbarium and arrange herbs for farmers plant cleaning display boards herbs for to well populated areas of choudpalli (village) Rayyan (Mandlam)

### CHAPTER 3: COMMUNITY SERVICE PART

Description of the Activities undertaken in the Community during the Community Service Project. This part could end by reflecting on what kind of values, life skills, and technical skills the student acquired.


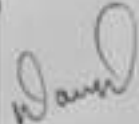
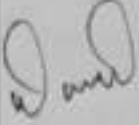
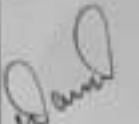


The whole area was divided into 20 Houses at chowdepalli and Koyyuru area the medical plants like House and Plants including several "Gymnosperms" and Angiosperms listed out in a Tabular form. Questionary using this method we have identified more than 50 species of medical plants that including medical plants like Azadirachta indica - Tridax procumbens An drographis Radulata india etc several oil plants like Ricinus Edible Communes Terminal catopa etc and several edible plants like Cause refer Terminal catopa etc. During this project we have learned the following skills.

Values :- The plant biodiversity have not valuable natural resources that gives medicine wood food etc.

Life skills :- We have learned the value of natural resources and this skills required to conserve this biodiversity.

Terminal skills :- During the study I have learnt this skill required of study the plants biodiversity including Herbal plants at chowdepalli area. Identified medical values.

**ACTIVITY LOG FOR THE FIRST WEEK**

DAY & DATE	BRIEF DESCRIPTION OF THE DAILY ACTIVITY	LEARNING OUTCOME	Person In-charge Signature
Day - 1	Leo visited the study area and selected houses randomly for survey	Learn about plant vegetation in the study area	
Day - 2	visited the study area and selected houses randomly for nursery	Learnt about plants vegetation in the study area	
Day - 3	visited 15 houses from selected and made survey to get information	Learnt about few plants and their medicinal uses	
Day - 4	visited another 15 houses from selected and collected information by survey	Learnt about few plants and their medicinal values	
Day - 5	visited another 15 houses from selected and collected information by survey	Learnt about another few plants and their medicinal values	
Day - 6	visited the remaining 15 houses from selected and collected information by survey	Learnt about another few plants and their medicinal values.	

## WEEKLY REPORT

WEEK - 1 (From Dt. 11/10/2023 to Dt. 17/10/2023)

Objective of the Activity Done:







Detailed Report:

In first week we selected the particular area to survey. Visited the study area and selected houses randomly for survey. Learnt about the plant vegetation in the study area and selected houses in the formation. Comparing we selected nearly 20 houses.

In the comparing time we collect the information from people how they know about medical plants and their value. The first three days we used to know about the plants knowing families and we made survey information. From the fourth day visited another houses from selected and collected information by survey we learnt about few plants and their medicinal values.

In fifth day another 5 houses visited from selected collected information by survey we know another few plants and their medicinal value. In sixth day again visited 5 houses from selected and collected information.

ACTIVITY LOG FOR THE SECOND WEEK

DAY & DATE	BRIEF DESCRIPTION OF THE DAILY ACTIVITY	LEARNING OUTCOME	Person In-charge Signature
Day - 1	The data obtained in first week is summarised and studied	Learnt about various plants of their medicinal values	
Day - 2	Using the data awareness camp has been conducted in the study area	Learnt how to conduct a awareness Campaign	
Day - 3	By the Campaign created awareness about the medicinal plants available in the study area	Learnt about medicinal plants available in the study area	
Day - 4	The campaign has been continued and created awareness about value of medicinal plants	Learnt about necessity of conservation of medicinal plants	
Day - 5	The campaign has been continued and created awareness about necessity of conservation of medicinal plants	Learnt about various protective methods used to conserve plants biodiversity	
Day - 6	The campaign has been continued and created awareness about protective measure of medicinal plants	Learnt about various protection method used to conserve plant biodiversity	



WEEKLY REPORT




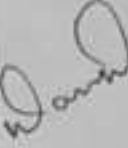


WEEK - 2 (From Dt. 15/10/20 to Dt. 21/10/20)

Objective of the Activity Done:

Detailed Report:

In second week the data obtained in first week is summarised and studied. We learnt about various plants and their medicinal values. In second day using the data awareness camp was conducted to conduct an awareness campaign. In third day by the campaign created awareness about the medicinal plants available in the study area and we know medicinal plants available in the study area. In fourth day the campaign has been continued and created awareness of about medicinal plants and necessity of conservation of medicinal plants. In fifth day campaign has been continued and created awareness about necessity of conservation of medicinal plants and various protective methods used to conserve plant biodiversity. In the sixth day the campaign has been continued and created awareness about protective measures of medicinal plants learnt about the various protective methods used to conserve medicinal plants biodiversity and the necessity of conservation of medicinal plants.

ACTIVITY LOG FOR THE THIRD WEEK

DAY & DATE	BRIEF DESCRIPTION OF THE DAILY ACTIVITY	LEARNING OUTCOME	Person In-charge Signature
Day - 1	The data obtained 1st and 2nd week is analysed	learnt about how to prepare a data analysis	
Day - 2	The analysed data is written on the paper in required manner	learnt about methods of data presentations	
Day - 3	The pictures has been collected which were taken during campaign	learnt about picturesations of campaigns	
Day - 4	Pie-charts and Tabular forms were prepared for data obtained	learnt about preparations of pie charts and Tabular form	
Day - 5	Information obtain is updated in the data report	learnt about preparations of pie-charts and Tabular forms	
Day - 6	The reported data is re-analysed once again	learnt about how to prepare and report analysis data.	

(18)

## WEEKLY REPORT

WEEK - 3 (From Dt. 22/10/22 to Dt. 28/10/22)

**Objective of the Activity Done:**

**Detailed Report:**

In the third week the data obtained in the first and second week is analysed and we learnt about how to prepare a data analysis. In the second day the data analysed written on the paper in required manner and learnt about the methods of data presentations. In third day the pictures has been collected which were taken during campaign. Some people know the medicinal values of plants and they used regularly or occasionally and some people do not know the medicinal values in plant and they do not know how to use. After knowing the information picturization is done in fourth day pie-charts and tubular form are preparations for data obtained learnt about the preparation of pie-charts and tubular forms. In fifth day information obtained is updated in the data report and updation of information in data report and updation in data report. In sixth day the reported data is reverified once again and know how to prepare and report analysed data.

ACTIVITY LOG FOR THE FOURTH WEEK

DAY & DATE	BRIEF DESCRIPTION OF THE DAILY ACTIVITY	LEARNING OUTCOME	Person In-charge Signature
Day - 1	The community project report program book were downloaded and printouts has been taken	Learnt about Pattern of project program book	David
Day - 2	The data obtained at prepared literature were entered in the program book	Learnt about preparations of literature for project	David
Day - 3	The pictures taken during project were printed out and fixed in the program book	Learnt about picturisation	David
Day - 4	The summarised report of all week of the projects were prepared	Learnt about the summarisation of project	David
Day - 5	The programme book prepared are arranged in order and verified once again	Learnt about the sequencess steps involved the program book	David
Day - 6	The programme book has given for binding role work.	Learnt about the sequencess steps involved the program book	David

## WEEKLY REPORT

WEEK - 4 (From Dt. 22.11.2024 to Dt. 24.11.2024)

Objective of the Activity Done:

Detailed Report:

In fourth week the data project report programme book were downloaded and print out has been taken and known the pattern of project programme book. In second day the data obtained it prepared literature were entered in the programme book and known about preparations of literature for project. In third day the pictures taken during project were printed out and fixed in the programme book and done picturations. In fourth week day the summarised of all week of the project were prepared learnt about the project were prepared learn about the summarisation of project. In fifth day the programme book prepared and arranged in order and verified once again learnt about the sequence steps involved in the programme book preparations. In sixth day the programme book has given for binding work.

## Student Self-Evaluation for the Community Service Project

Student Name: VANITHALA RAMESH

Registration No: 720930805263

Period of CSP: From: To:

Date of Evaluation:

Name of the Person in-charge: LANDA NAVEEN

Address with mobile number: lecture in Botany Mrs AUN college  
9032040063

Please rate your performance in the following areas:

Rating Scale: 1 is lowest and 5 is highest rank

1) Oral communication	1	2	3	4	5
2) Written communication	1	2	3	4	5
3) Proactiveness	1	2	3	4	5
4) Interaction ability with community	1	2	3	4	5
5) Positive Attitude	1	2	3	4	5
6) Self-confidence	1	2	3	4	5
7) Ability to learn	1	2	3	4	5
8) Work Plan and organization	1	2	3	4	5
9) Professionalism	1	2	3	4	5
10) Creativity	1	2	3	4	5
11) Quality of work done	1	2	3	4	5
12) Time Management	1	2	3	4	5
13) Understanding the Community	1	2	3	4	5
14) Achievement of Desired Outcomes	1	2	3	4	5
15) OVERALL PERFORMANCE	1	2	3	4	5

Date:

Signature of the Student

### Evaluation by the Person in-charge in the Community/Habitation

Student Name: VANTHALA RAMESH

Registration No: 720130805263

Period of CSP: From: To:

Date of Evaluation:

Name of the Person in-charge: LANDA. NAVEEN

Address with mobile number: betwe in Botany Mrs Avn college  
9632040063.

Please rate the student's performance in the following areas:

Please note that your evaluation shall be done independent of the Student's self-evaluation

Rating Scale: 1 is lowest and 5 is highest rank

1) Oral communication	1	2	3	4	5
2) Written communication	1	2	3	4	5
3) Proactiveness	1	2	3	4	5
4) Interaction ability with community	1	2	3	4	5
5) Positive Attitude	1	2	3	4	5
6) Self-confidence	1	2	3	4	5
7) Ability to learn	1	2	3	4	5
8) Work Plan and organization	1	2	3	4	5
9) Professionalism	1	2	3	4	5
10) Creativity	1	2	3	4	5
11) Quality of work done	1	2	3	4	5
12) Time Management	1	2	3	4	5
13) Understanding the Community	1	2	3	4	5
14) Achievement of Desired Outcomes	1	2	3	4	5
15) OVERALL PERFORMANCE	1	2	3	4	5

Date:

Signature of the Supervisor





**Report of the mini-project work done in the related subject w.r.t the habitation/village.**

A mini-project work in the related subject w.r.t the habitation/village. (For ex., a student of Botany may do a project on Organic Farming or Horticulture or usage of biofertilizers or biopesticides or effect of the inorganic pesticides, etc. A student of Zoology may do a project on Aquaculture practices or animal husbandry or poultry or health and hygiene or Blood group analysis or survey on the Hypertension or survey on the prevalence of diabetes, etc.

The Report shall be limited to 6 pages.